

USA Swimming

Stroke & Turn Judge & Administrative Official

Certification



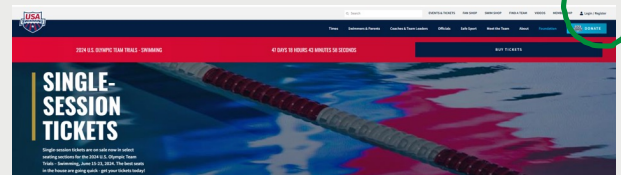
1

Official Certification



1st Step

- Create a login on [USASwimming.org](https://usaswimming.org),
If you do not already have one.
- This is where your training and Official activity will be recorded.
- ****THIS IS NOT A MEMBERSHIP****
- Download the USA Swimming App onto your smart-phone. This will be used to show your membership status to be allowed on deck.



2



2nd Step

Apprentice Official Membership Complete Membership for On-Deck Credentials

Become a **Apprentice Member with USA Swimming**

- Contact your Swim Club Administrator for a membership link, or
- If not associated with a Swim Club, contact Florida Swimming LSC and ask for the link to become an unattached Apprentice Member
admin@floridaswimming.org
- Make sure to use login you set up to take the classes when you set up your membership.
- This is a **FREE** 60 day membership -
 - If your apprenticeship last longer than 60 days you must become an Official Member, prior to continuing your apprenticeship.
 - Must have an Official Membership prior to certification



3




3rd Step

Stroke & Turn/Administrative Official Certification

Complete the following On-Line Courses

1. **Foundations of Officiating**
2. **Stroke and Turn Certification Course -or-**
3. **Administrative Official Certification Course**

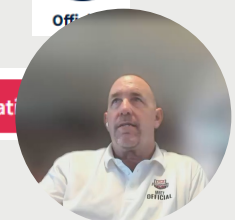
- You can find these courses by logging onto USASwimming.org
- Click on Education in the upper right then Course Catalog
- Click on the Officials bubble
 - Click on the Certification Pill
 - Select Stroke and Turn Judge Certification Course -or-
 - Select Administrative Official Certification Course



Certification



Note:
There is a charge of \$35 for these courses if you do not have a USA SWIMMING MEMBERSHIP



4



Official Certification

You have now completed the following

- ☐ Created an account on USASwimming.org
- ☐ Set up your USA Swimming Official -or- Apprentice Membership
- ☐ Completed
 - ☐ Foundations of Officiating Course
 - ☐ Administrative Official -or- Stroke and Turn Judge Certification Course

Now WHAT?

- ☐ Once you complete your course your LSC Officials Chair will issue you:
 - ☐ Administrative Official -or- Stroke and Turn Judge Apprentice Certification (In your USASwimming.org Official OTS account)
 - ☐ Your training record and supplemental documents (via email)
- ☐ Start working on your Apprenticeship by working meets.



6



Official Certification

Apprenticeship

- You need to apprentice a min. of four (4) session on deck over two (2) different meets and meet the performance requirements listed on your apprentice paperwork.
 - Sessions must include each of the 4 strokes.
 - This must be completed within 1 year from the date you finished your online course
- Freestyle only sessions cannot count as one of the four sessions



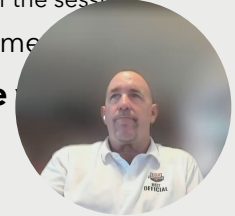
7



Official Certification

Apprenticing on-deck

- Try to communicate with the Meet Referee prior to the meet to let them know you are coming, if possible.
- Arrive about 1 hour prior to the start of the session you wish to apprentice
 - Have your USA Swimming App available to show your membership card
 - Have your Apprentice Training forms with you to record your efforts
 - Attend the Official Briefing (**required**) Usually about 1 hour before the start of the session
 - On-deck, you will be paired with a certified Official who will be your mentor
- **Make sure to get your Mentor and Meet Referee to complete Apprentice Paperwork at the end of each session.**



8



Official Certification

Completion of Apprenticeship sessions

- **Following your last session and you feel that you are ready for certification -**
- **Meet with your Meet Referee**
 - Together you will review the performance requirements of a Stroke and Turn Judge (which you have a copy of)
 - If you have shown you have met the required performance requirements, the Meet Referee will sign off your Apprenticeship training paperwork
 - If it is determined by your and/or your Meet Referee, that more time is needed, an Action Plan will be developed to help you succeed in gaining certification.
- **Once successfully sign off by the Meet Referee**
 - Your Apprenticeship training paperwork must be submitted to your Area Official Representative (*list on next slide*)
 - Area Official Representative will review the documents and submit them for review with the Officials Chair
 - Upgrade your Apprentice Official Membership to Official Membership.



9




Official Certification

Florida Swimming Officials Area Representatives -

Area 1 Rep	John Dupee	johndupee@bellsouth.net
Area 2 Rep	Bart Smith	bls9714@yahoo.com
Area 3 Rep	Deanna Kaufman	deanna.kaufman@outlook.com
Area 4 Rep	Carl Moore Jr	camoore@fsu.edu
Area 5 Rep	Jen Seluk	tribeseluk@comcast.net
Area 6 Rep	Dave Nesper	dnesper68@gmail.com



10




Official Membership

Complete Membership for On-Deck Credentials

Official Membership

- Before certification or after the 60th day of Apprenticeship membership
- There is a **fee** for this membership
- You will need to contact your Club Administrator or LSC for the link.
- Before you can be on deck with this membership you **MUST** complete:
 - Athlete Protection Training (APT)
 - Concussion Protocol Training (CPT)
 - Background Check (BGC) - **fee**
 - These all are under the Education Tab on your account on USASwimming.org
- Send a copy of your certificate of completion of the CPT to admin@floridaswimming.org



11